


LN01G series

SENSOR SWITCH



Order example

LN01G — P — □

MODEL



Blank: Lead wire
QD: Connector

SWITCH TYPE
Blank: Reed switch
N: NPN
P: PNP

Specification

Model	LN01G	LN01G-N	LN01G-P
Wiring method	2 wire	3 wire	
Switching logic	Normally open	Solid state output, normally open	
Switch Type	Reed switch	NPN current sinking	PNP current sourcing
Operating voltage	5~240V DC/AC	5~30V DC	
Switching current	100mA max.	200mA max.	
Switching rating(*1)	10W max.	6W max.	
Current consumption	—	OFF:7mA(24V) ON:20mA(24V) max.	
Voltage drop	3V max.	0.5V@200mA max.	
Indicator	Red LED		Green LED
Cable	ø3.3, 2C, PVC	ø3.3, 3C, PVC	
Temperature range	-10~+70°C (No freezing)		
Enclosure classification	IEC 60529 IP67		
Protection circuit (*2)	1	3, 4	
Symbol			

*1. Warning: Never exceed rating (watt=voltage×amperage).

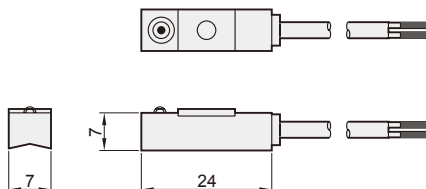
*2. 1=None / 2=Short-circuit / 3=Power source reverse polarity / 4=Surge suppression.

*3. Caution for safety please refer to page 8-8~9.

Assembling style

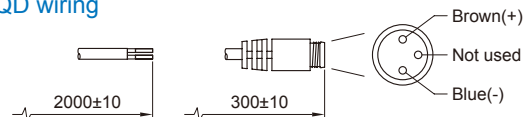
Cylinder type	MDO*	
Order	LN01G	
Tube I.D.	20	32
Mounting clamp		

Dimension



Wiring of the QD

• 2 wire QD wiring



• 3 wire QD wiring

